



ENQUIRIES  
info@drenched.ltd.uk  
www.drenched.ltd.uk

PRODUCT CODE  
**DFMR05.25**

## TECHNICAL DATA SHEET

# Drenched Dual Flo

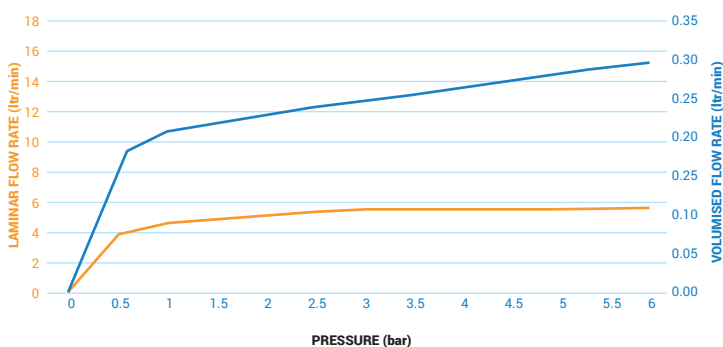
### FEATURES

- Water saving 0.25 l/min volumised flow rate
- Switch from stream to volumised spray with a simple twist
- Volumised stream reduces spray and splash
- Domed inlet screen for maximum volumiser life
- 360° Swivel spray head
- Pressure angle compensation for an even volumised spray
- Conforms to WRAS, NSF, KTW, W270
- Lead free

### BENEFITS

- Saves 90% water compared to an 'A' rated aerator in volumised mode
- Saves 100% energy as the volumised water does not need heating
- Cold water supply does not feel cold when volumised
- Simple to fit

### FLOW RATE



### KEY FACTS

**Pressure range**  
1 bar - 6bar

**Operating medium**  
Drinking water

**Volumised flow rate @ 3 bar**  
0.25 +-0,05 L/min

**Colour**  
Chrome

**Fitting size**  
Compatible with std M22 male thread. Other adapters available

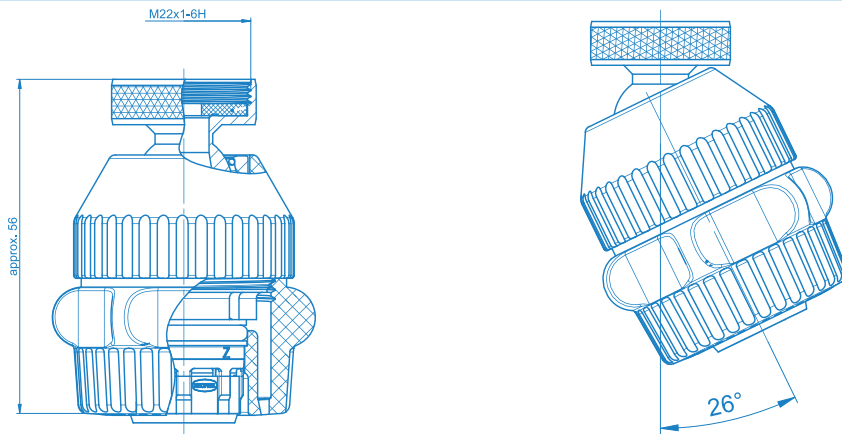
**Material**  
POM

**Product stability**  
5°C-65°C

**Disclaimer**  
The Dual flo is designed to be used with hot and cold water. The volumised spray is ONLY to be used with cold water and is not to be used on temperatures above 20 deg C.

— SAVES 90% WATER • SAVES MONEY • SAVES ENERGY —

## DIMENSIONS



Atomizer-STD-IT Single Jet. Dimensions are according to EN246

## VOLUMISED STREAM



## APPLICATION AREAS



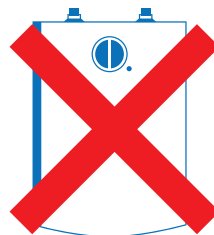
Drinking water only



Hand Wash

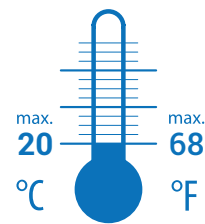


Kitchen Faucet

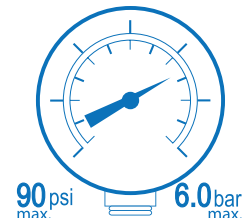


Not suitable for pressureless water heaters

## VOLUMISED OPERATING CONDITIONS



Continuous



Continuous

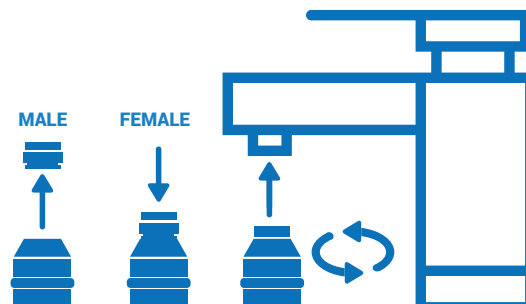
## EASY INSTALLATION TO FIT COMMON HOUSINGS

- 1 Remove old aerator from faucet. Use wrench if necessary.
- 2 Remove any old washers that might be caught inside the spout.
- 3 Clean the threads inside the spout by hand.
- 4 For faucets with outside threads, unscrew adapter from spray. For faucets with inside threads, keep adapter in place. Install onto spout by hand.
- 5 Turn on Faucet. If leak occurs, tighten more firmly.

**For female and male faucets with internal and external threads**

**Male: Remove Top washer and adapter**

**Female: Leave adapter and top washer in place**



**Drenched**®

Unit 2  
Buccaneer Drive  
Doncaster Int'l Business Park  
Doncaster  
DN9 3QR  
United Kingdom

info@drenched.ltd.uk  
+44 (0)1302 791 860

PRODUCT CODE  
**DFMR05.25**

— SAVES 90% WATER • SAVES MONEY • SAVES ENERGY —